

## Controller

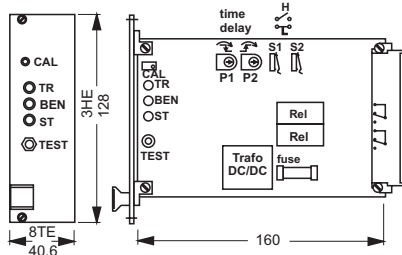

Controller and power supply for Optoelectronic Transducers  
Type 720.0032/0042/06XX  
Separate relays and indications for DRY/WET  
Continuous self checking of sensor, connections and controller  
Manual Test of relay and external signal devices by TEST-button

Product group **720**

Type **250Y**

Sheet: 1/1      Revision: 7

Date: 2/05



Type 19"-plug in module. Rack connector 32-pole DIN 41612 Form F. Switches for setting of switch direction and time delay. Pots for time delay are protected. Cal pot and TEST button are on front panel.

## Field of application

The Controller will be operated in safe area. The output is intrinsically safe Ex ib IIC and for use with the transducer Type 720.06XX only.

## General Data

Function modes: Switch direction H or L settable  
Rise and falltime for relay signal settable appr. 8 s

Fail safe modes: Short circuit, open circuit interruption between sensor and controller voltage failure, sensor component failure

## Design Data

Ambient temperature  
19"-plug in module: -25 to +60 °C  
Housing: -40 to +40 °C


Weight  
19"-plug in module: 0,31(0,36) kg  
Housing: 0,6 (0,73) kg

Controller output: II (2) G [Ex ib] IIC  
Inductivity L<sub>max</sub>: 0.5 mH  
Capacity C<sub>max</sub>: 3 µF  
U: ≤9.6 V  
I: ≤149 mA  
P: ≤1.0 W

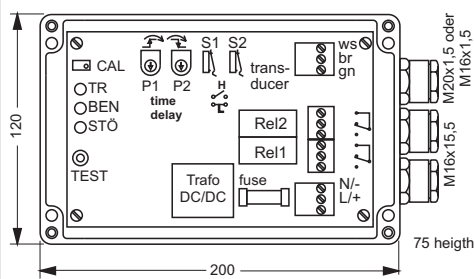
## Electrical Data

Power supply voltage: 230/115/120/24 V~/24 V=  
Power consumption: 2,8 VA/3 W  
Outputs: Signal-Relay, SPDT, 250 V/3 A/100 VA  
Failure-Relay, SPDT, 250 V/3 A/100 VA

Cable glands: M16x1,5/M20x1,5 blue for Ex  
Wire cross section max.: 2,5 mm<sup>2</sup>  
Cable length: 175 - 600 m for 0.5 - 1.5 mm<sup>2</sup>  
Ingress protection EN 60529:  
19"-plug in module: IP 20  
housing: IP 65

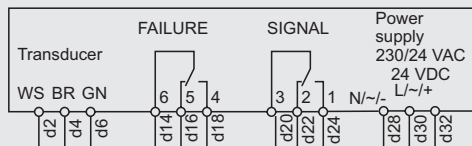


Housing Type. The housing is covered with a transparent lid, so that LEDs for DRY, WET and FAILURE can be seen. Ingress protection IP65 ensures that this controller can be used outside.



Measures in mm

## Connection Diagram



## Certificates

EC-Type Examination Certificate: ZELM 02 ATEX 0106 (also valid for ASEV)  
SIL level acc. to IEC 61508: SIL1, in connection with transducer type 720.06XX

Subject to alterations

## Ordering No.

7 2 0 . 2 5 0 Y . X X

Type	Standard	1			
	Ex	2			
Supply	230 V/50...60 Hz		1		
	115/120 V/50...60 Hz		2		
	24 VAC/50...60 Hz		3		
	24 VDC with isolation		4	1	Plastic housing
	24 VDC without isolation		7	7	19"-plug-in module
					Housing

## PHÖNIX

Messtechnik GmbH  
Salzschlirfer Straße 13  
D-60386 Frankfurt/M.  
Tel. +49/69/41 67 42 - 20  
Fax +49/69/41 67 42 - 29  
sales@phoenix-mt.com  
www.phoenix-mt.com

# PHÖNIX