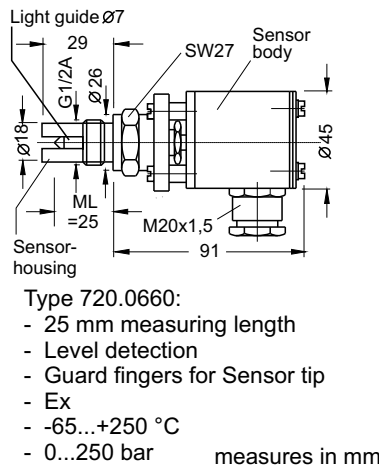


Transducer
 Optoelectronic liquid level limit Transducer

Product group **720**
 Type **06XX**
 Sheet: 1/2 Revision: 4
 Date: 2/05



Field of application

This Optoelectronic limit sensor is for signalling liquid level and interface limits. A big advantage is that to a great extent the optoelectronic sensor works independently of physical properties like density, dielectric constant, conductivity or color. The compact construction only needs a minimum of space and enables it to measure in very small volumes. Ex, Zone 0 and Yone 1.

General Data

Accuracy: ±0,5 mm
 Reproducibility: ±0,1 mm
 Smallest R.I.-difference for Interface measurement: 0,02 R.I.
 Light source: IR-Light 930 nm
 Ambient light: max. 100 Lux
 Orientation: any
 Connection: G1/2A, DIN 910
 Conical nipple: DIN 7603
 Weight, Type 720.06X0: 0,77 kg + 9,3 g/cm ML
 Type 720.06X9: 1,07 kg + 9,3 g/cm ML

Design Data

Operating temp. Type 720.06X0: -65 to +250 °C
 Operating temp. Type 720.06X9: -269 to +400 °C
 Ambient temperature: -65 to +95 °C
 Operating pressure: 0 -25 MPa (0 - 250 bar)
 Op. pressure special design: 0 - 50 MPa (0 - 500 bar)
 Material Sensor-housing: 1.4571, Hastelloy, ...
 Material light guide: Clad core glass, Quartz Sapphire (max. ML=60 mm)
 Material packing: Graphite
 Material housing: Stainless steel
 Ex protection: II 1/2 G EEx ib IIC T5, T6
 T6: bis 60 °C, T5: bis 75 °C

Electrical Data

Cable gland: M20x1,5, blue for Ex
 Screw terminals: 3 * 2,5 mm2
 Ingress protection EN 60529: IP 65

Certificates

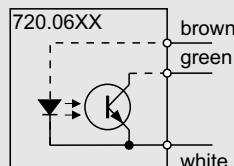
EC-Type Examination Certificate: ZELM 02 ATEX 0087
 Zone 0 + 1, ASEV is included in ATEX
 SIL level acc. to IEC 61508: SIL1, in connection with amplifier type 720.2502

Subject to alterations

Preferred dimensions

ML [mm]	Ordering no.			
	Level Standard	Level Ex	Interface Standard	Interface Ex
25	256941	257808	256958	256974
50	257477	258368	257584	257816
60	257485	257709	257592	257824
80	257493	257717	257600	257832
90	257501	257725	257618	257840
100	257519	257733	257626	257857
120	257527	257741	257634	257865
150	257535	257758	257642	257873
200	257543	257766	257659	257881
300	257550	257774	257667	257899
600	257568	257782	257675	257907
800	257576	257790	257683	257915

Connection diagram



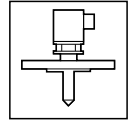
Ordering no.

7 2 0 . X 1 X 3 0 0 X X X . 0 6 X X										
Appli- cation	Standard	1	X	X	X	X	X	X	X	X
	Ex	2								
Measure	Level	1	X	X	X	X	X	X	X	X
	Interface	2								
Measuring length	Measuring length in cm e. g. 150 mm = 015		X	X	X	X	X	X	X	X
	6	without, ML=25 mm								
8	with, ML=50-960 mm									

PHÖNiX

Messtechnik GmbH
 Salzschlirfer Straße 13
 D-60386 Frankfurt/M.
 Tel. +49/69/41 67 42 - 20
 Fax +49/69/41 67 42 - 29
 sales@phoenix-mt.com
 www.phoenix-mt.com





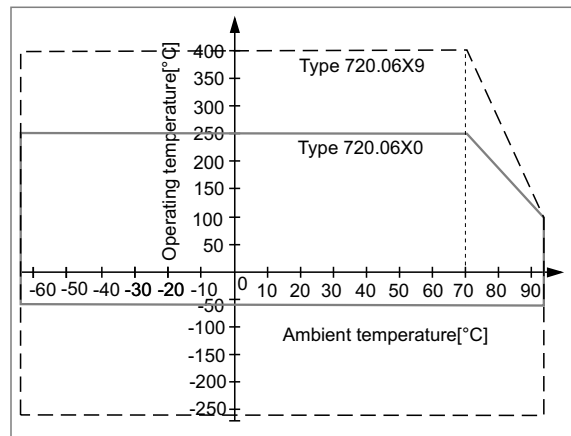
Transducer	Product group 720	
	Type 06XX	
	Sheet: 2/2	Revision: 3
	Date: 7/03	
Application hints		

	<p>Type 720.0689 variable ML Level detection Guard fingers for Sensor tip -269...+400 °C 0...250 bar</p>
	<p>Type 720.0680 variable ML Level detection Flanged with seal weld Guard fingers for Sensor tip -65...+250 °C 0...250 bar Material and type of flange acc. to customer's spec.</p>
	<p>Interface detection Sensor tip bare</p>
	<p>Design with sieve Nr. 59390001 for diversion of gas bubbles from sensor tip</p>
	<p>Installation top mounted into flange piece e.g. as Overfill prevention device</p> <p>EL=Installation length from flange face =ML - flange thickness</p>

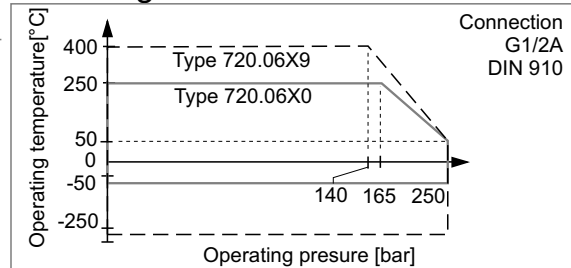
*) in case of polished surfaces >20

Maße
in mm

Derating-Diagram



P-T-Diagram



Flanges

DIN: from DN25 PN6, DL A/B/C/D/E, F/FA/N/NA
 V13/R13/V14/R14, M/L
 ANSI: from 1" ANSI 150, FF/RF/RJ(RTJ), LT/LG/ST/SG
 LM/LF/SM/SF
 Material: 1.4571, Hastelloy, Inconel
 Incoloy, Monel, Titanium, Tantalum
 Installation: Transducer screwed into flange or
 seal welded with flange

Joint rings

D21 x 26 DIN 7603 for connection G1/2A
 -10 to 400 °C: 1.1003 (soft iron)
 -196 to 30 °C: 2.0090 (copper)

Subject to alterations

Ordering no. for Accessories		DN50 PN40 tongue	5751632459B
Flanges, material 1.4571, in parts		DN16 PN325 L	5751331659B
DN25 PN40 RF	5751432859B	DN24 PN325 L	5751335559B
DN25 PN40 groove	5751431759B	Seal weld	193798
DN25 PN40 tongue	5751432959B	Sensor protection	
DN40 PN40 RF	5751631459B	sieve, material 1.4571	59390001
DN40 PN40 groove	5751431959B	Joint rings	
DN40 PN40 tongue	5751631859B	Mat. 1.1003 D21x26 DIN 7603, sph.	D07603921026
DN50 PN40 RF	5751631159B	Mat. 2.0090 D21x26 DIN 7603 Cu	D07603C26021
DN50 PN40 groove	5751631759B		

PHÖNiX

Messtechnik GmbH
 Salzschlirfer Straße 13
 D-60386 Frankfurt/M.
 Tel. +49/69/41 67 42 - 20
 Fax +49/69/41 67 42 - 29
 sales@phoenix-mt.com
 www.phoenix-mt.com

PHÖNiX