

www.phoenix-mt.com
PHÖNIX Messtechnik GmbH

AVEMAR

PHÖNIX MESSTECHNIK GMBH
VAIHINGER NIVEAU TECHNIK

Magnetic level gauge, PN 16/CL150

E-CTFE coated internally
Magnetic indicating bar scale with fine resolution, indirect level indication
Indicating elements permanent magnetic
Fully closed housing with gapless weldings
Float magnet field totally circular with strong far field

Product group **710**

Variant **640020**

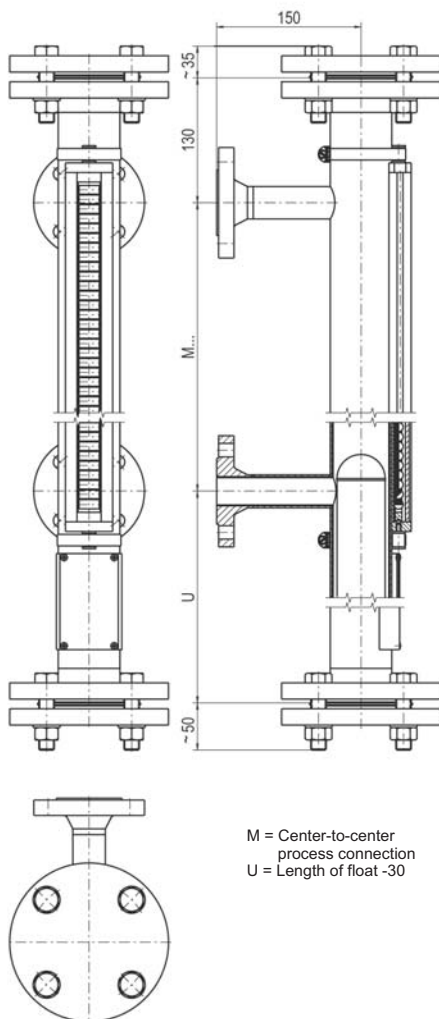
Sheet: 1/2

Revision: 0

Date:

08/2010

CE DGRL 97/23/EG



Measures in mm

Field of Application

The magnetic level gauge is for indicating the level height of liquids in any vessel via bypass. Simultaneously you can use level switches (s. 740.XXXX) or level sensors (s. 745.XXXX) mounted onto the reference vessel tube to signal level limits or measure the level height by remote means.

General Data

Density: on request
Precision for Interface or density: $\pm 0.1 \text{ g/cm}^3$
Measuring range (=M): 150 to 4000 mm, from max. length tube separated with flange
Measuring error: $\pm 10 \text{ mm}$
Viscosity: max 1000 mPas
Display type: 710.AVVX
Tube: 64.0x2 mm
Connection: Flanges DN25 DIN 2633 up to PN16
Flanges DN32-DN100 DIN 2527 up to PN16
Flanges ANSI 1" ... 4" up to CLASS 150
Vent/drain: Flange up to PN16
Option: vent/drain flange
Material
- Flanges, fixtures: Stainless steel
- tube, stud: Stainless steel
E-CTFE coated internally
Option: conductive
- float: 1.4571 or Titan
E-CTFE coated
Weight: Basic 8 kg + 0.44 kg/100mm M

Design Data

Operating pressure: up to 1.6 MPa
depends on flange and float design
Temperature media: depends on medium

Certificates

Pressure Vessel Directive (PED) 97/23/EG
Subject to alterations

Ordering no.

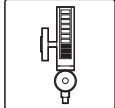
Ordering example:

710.640020

The ordering details are given in 710.TYPECODE

AVEMAR

AVEMAR cz s.r.o.
Lihovarská 1199/10
716 00 Ostrava-Radvanice
Tel.: +420 596 232 996(7)
Fax: +420 596 232 998
E-mail: avemar@avemar.cz
www.avemar.cz



www.phoenix-mt.com
PHÖNIX Messtechnik GmbH

AVEMAR

PHÖNIX MESSTECHNIK GMBH
VAIHINGER NIVEAU TECHNIK

Details

Float, Vent, Drain and Connection

Product group **710**

Variant **640020**

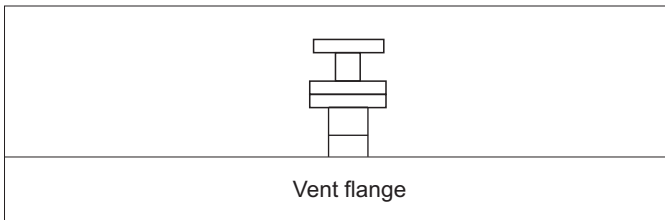
Sheet: 2/2

Revision: 0

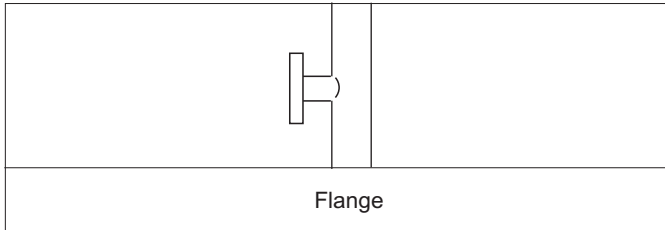
Date:

08/2010

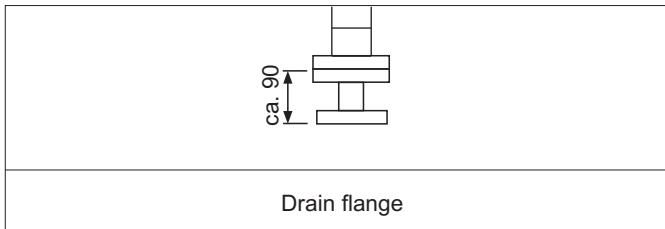
Vent



Connection

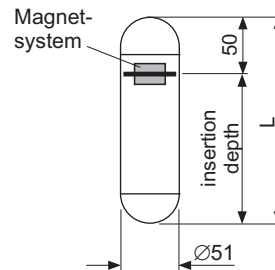


Drain



Design Data

Operating pressure: up to 1.6 MPa/150 lbs
 Test pressure: Operating pressure x 1.3
 Operating temperature: depends on medium
 Density range: on request
 Material: Stainless steel or Titanium 3.7035 coated with E-CTFE
 Subject to alterations



Ordering no.

Accessories:

Device	Product group
Magnetic switch	740.XXXX
Level sensor	745.XXXX
Indicating scale	710.AVGX
Frost protection	710.PLEXI
Heating	710.HEAT

Spare parts:

Designation	Part no.
Float	s. Float table above
Indicating scale	BG10.AVGX
Sealing	04750395XXX
Fixing springs	3813000672
Align magnet	BG10XXXXMAKU

There may be any other customer specified connections, materials and special floats.

AVEMAR

AVEMAR cz s.r.o.
 Lihovarská 1199/10
 716 00 Ostrava-Radvanice
 Tel.: +420 596 232 996(7)
 Fax: +420 596 232 998
 E-mail: avemar@avemar.cz
 www.avemar.cz