

Magnetic level gauge, PN 40/CL300

Magnetic indicating bar scale with fine resolution, indirect level indication
Indicating elements permanent magnetic
Fully closed housing with gapless weldings
Float magnet field totally circular with strong far field

Product group **710**

Variant **640020L**

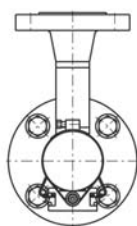
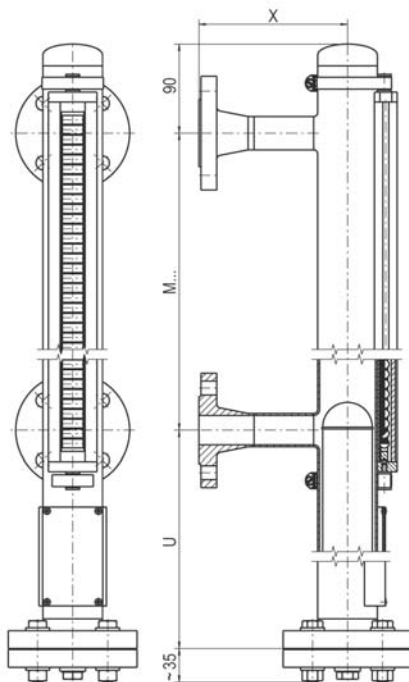
Sheet: 1/2

Revision: 2

Date:

11/2010

II 1/2G c T1...T6
 DGRL 97/23/EG



M = Center-to-center process connection
U = Length of float (min. 200), may vary with flange execution, on request shorter
X = Depends on process connection

Measures in mm

Field of Application

The magnetic level gauge is for indicating the level height of liquids in any vessel via bypass. Simultaneously you can use level switches (s. 740.XXXX) or level sensors (s. 745.XXXX) mounted onto the reference vessel tube to signal level limits or measure the level height by remote means.

General Data

Density: from 0.36 g/cm³
Precision for Interface or density: from ±0.1 g/cm³
Measuring range (=M): 150 to 6000 mm,
from 3000 mm holding bracket each 1500 mm
Measuring error: ±10 mm
Viscosity: max 1000 mPas
Display type: 710.AVVX
Tube: Ø64x2 mm
Connection: weld end or thread
flanges DIN10...25 up to PN40
flanges ANSI 1/2" ... 4" up to CLASS 300
Drain/vent: Welding cap or flat top
or flanged (Chamber end top)
plug G1/2", G3/4", NPT/cap
vent DN8 PN400 G1/2", NPT1/2"/cap
flanges DIN10...25 up to PN40
flanges ANSI 1/2" ... 4" up to CLASS 300
weld end 1/2"

Material

- tube, stud, flanges, fixtures: Stainless steel, ANSI-coded
optional Titanium, Hastelloy
- float: 1.4571, Titanium
Weight: Basic 8 kg + 0.43 kg/100mm M

Design Data

Operating pressure: up to 4.0 MPa/300 lbs
(according to design)
Temperature process: -160 ... +450 °C
(according to design)
T1/T2/T3/T4/T5/T6: 320/240/160/108/80/68 °C
Temperature ambient T1...T5/T6: -50 ... +80/+68 °C

Certificates

Pressure Vessel Directive (PED) 97/23/EG
EC-Type Examination KEMA 10 ATEX 0172 X
Certificate: Zone 0

Subject to alterations

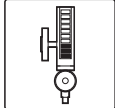
Ordering no.

710.640020L

The ordering details are given in 710.TYPECODE



AVEMAR cz s.r.o.
Lihovarská 1199/10
716 00 Ostrava-Radvanice
Tel.: +420 596 232 996(7)
Fax: +420 596 232 998
E-mail: avemar@avemar.cz
www.avemar.cz



www.phoenix-mt.com
PHÖNIX Messtechnik GmbH



PHÖNIX MESSTECHNIK GMBH
VAIHINGER NIVEAU TECHNIK

Details
Float, Vent, Drain and Connection

Product group	710
Variant	640020L
Sheet: 2/2	Revision: 2
Date:	11/2010

Float material 1.4571, Ø51, PN25, 300 lbs

Density range / g/cm ³	Total length L / mm	Order no.
1.09 ... 1.37	150	BGZVSS15002
0.93 ... 1.10	185	BGZVSS18502
0.81 ... 0.92	225	BGZVSS22502
0.73 ... 0.81	275	BGZVSS27502
0.66 ... 0.72	335	BGZVSS33502

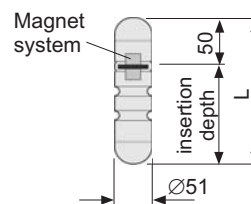
Float material Titan 3.7035, Ø51, PN25, 300 lbs

Density range / g/cm ³	Total length L / mm	Order no.
0.59 ... 0.66	250	BGZTSS25002
0.53 ... 0.58	300	BGZTSS30002
0.49 ... 0.53	355	BGZTSS35502
0.46 ... 0.49	410	BGZTSS41002
0.43 ... 0.46	465	BGZTSS46502
0.41 ... 0.43	525	BGZTSS52502
0.40 ... 0.41	595	BGZTSS59502
0.38 ... 0.39	680	BGZTSS68002
0.37 ... 0.38	765	BGZTSS76502
0.36 ... 0.37	855	BGZTSS85502

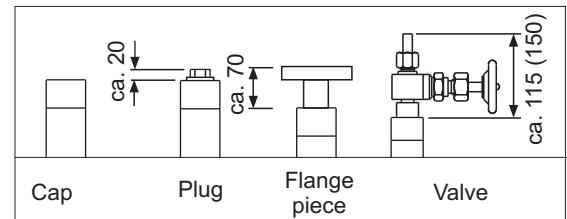
Density range corresponds to measuring error ±10 mm
Interface float on request

Design Data

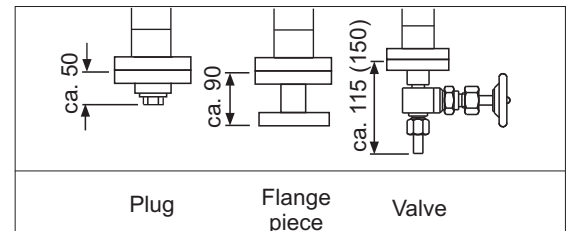
Operating pressure: up to 2.5 MPa/150 lbs
Test pressure: Operating pressure x 1.3
Operating temperature: -160 ... +200 °C
Subject to alterations



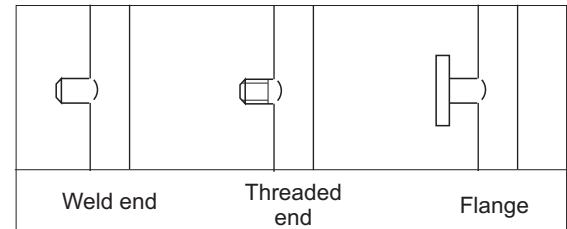
Vent



Drain



Connections



Ordering no.

Accessories:

Device	Product group
Magnetic switch	740.XXXX
Level sensor	745.XXXX
Indicating scale	710.AVGX
Frost protection	710.PLEXI
Heating	710.HEAT

Spare parts:

Designation	Part no.
Float	s. Float table above
Indicating scale	BG10.AVGX
Sealing	04750395XXX
Fixing springs	3813000672
Align magnet	BG10XXXXMAKU

There may be any other customer specified connections, materials and special floats.



AVEMAR cz s.r.o.
Lihovarská 1199/10
716 00 Ostrava-Radvanice
Tel.: +420 596 232 996(7)
Fax: +420 596 232 998
E-mail: avemar@avemar.cz
www.avemar.cz