

Magnetic Level Gauge PN 100/CL 600

Magnetic indicating bar scale with fine resolution, indirect level indication
Fully closed housing with gapless weldings and butt-welded connections
Float magnet field totally circular with strong far field
Float defect control with indicating field in lower display end

Product group **710**


Type **120.0**

Sheet: 1/2

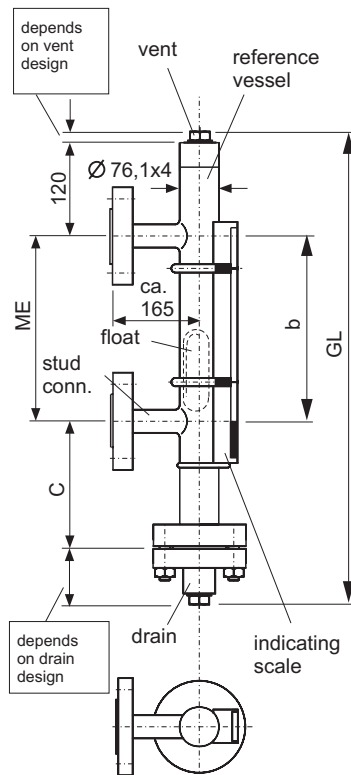
Revision: 8

Date:

04/07



Type 120.0 e. g. equipped with drain valve sideways, indicating scale type 710.AVG3 and top flange



Field of Application

The magnetic level gauge is for indicating the level height of liquids in any vessel via bypass. Simultaneously you can use level switches (s. 740.XXXX) or level sensors (s. 745.XXXX) mounted onto the reference vessel tube to signal level limits or measure the level height by remote means.

General Data

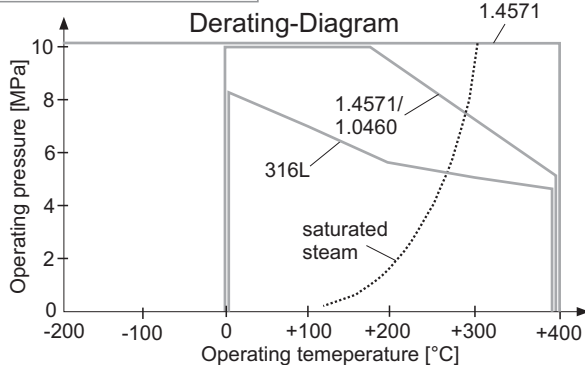
Density, float 1.4571: special design
Titanium: from 0,57 g/cm³
Precision for Interface or density: from ±0,01 g/cm³
Measuring range (=ME): single piece up to 5000 mm, above split construction, from 3000 mm holding bracket each 1500 mm
Measuring error: ±10 mm
Viscosity: max 5000 mPas
Display type: 710.AVG3
Connection: weld end (Standard), Flanges DIN and ANSI
Drain/vent: Flange stud DIN and ANSI (Standard), plug 1/2" NPT, optional 3/4" NPT, G1/2A, G3/4A Valve DN8, optional DN6, Cap
and acc. to customer spec.
Material tube, stud, 1.4571 (Standard), ANSI-coded
flanges, fixtures: Titanium, Hastelloy, etc.,
float: Titanium (Standard), 1.4571
Weight: Basic 27,4 kg + 0,66 kg/100mm ME

Design Data

Operating pressure: up to 10,3 MPa/600 lbs (see Derating-Diagram)
Temperature Media:
Reference vessel cpl. 1.4571: -200 ... +400 °C
flanges 1.0460: -10 ... +400 °C (see Derating-Diagram)
Below -10 °C Indicating scale .AVG2 and below -20 °C add frost protection with 710.ISOL
In both cases preparation for insulation included.

Certificates

Pressure Vessel Directive (PED) 97/23/EG
EC-Type Examination Certificate: TÜV 03 ATEX 2190
Zone 0
Subject to alterations



Ordering no.

7 1 0 . 1 2 0 . 0 - XXX - XXXX - XXXXXXXX

Density, e.g.
057=0,57 g/cm³

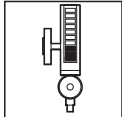
Center to center ME
in mm

Connections etc.
see sheet
710.VAR

PHÖNIX

Messtechnik GmbH
Salzschlirfer Straße 13
D-60386 Frankfurt/M.
Tel. +49/69/41 67 42 -20
Fax +49/69/41 67 42 -29
sales@phoenix-mt.com
www.phoenix-mt.com

PHÖNIX



Details

Float, Vent, Drain and Connection

Product group **710**

Type **120.0**

Sheet: 2/2

Revision: 8

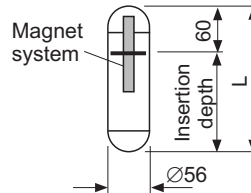
Date:

04/07

Float material Titan, Ø56, PN100

| Density [g/cm ³] | Measure C [mm] | Total length L [mm] | Weight [g] | Part no. |
|------------------------------------------------------------------|-------------------|------------------------|---------------|--------------|
| 0,95 ... 1,17 | 151 | 160 | 233 | BG1001209117 |
| 0,83 ... 0,94 | 191 | 200 | 280 | BG1001209094 |
| 0,73 ... 0,82 | 221 | 230 | 313 | BG1001209182 |
| 0,65 ... 0,72 | 341 | 350 | 447 | BG1001209072 |
| 0,61 ... 0,64 | 391 | 400 | 498 | BG1001209064 |
| 0,57 ... 0,60 | 491 | 500 | 612 | BG1001209060 |
| Interface float (individually designed ±0,01 g/cm ³) | | | | BG1001209TRX |

Density range corresponds to measuring error ±10 mm



Design Data

Operating pressure:

up to 10,3 MPa/600 lbs
(see Derating Diagram)

Test pressure:

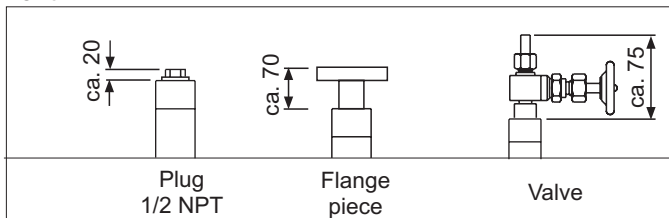
Operating pressure x 1,3

Operating temperature:

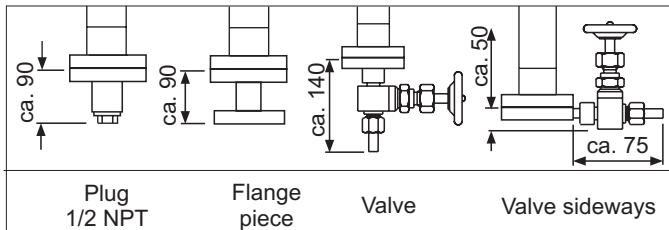
-200.... +400 °C
(see Derating Diagram)

Subject to alterations

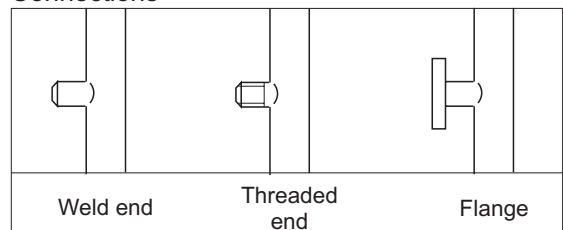
Vent



Drain



Connections



Ordering no.

Accessories:

| Device | Product group |
|------------------|---------------|
| Magnetic switch | 740.XXXX |
| Level sensor | 745.XXXX |
| Indicating scale | 710.AVGX |
| Frost protection | 710.PLEXI |
| Heating | 710.HEAT |

Spare parts:

| Designation | Part no. |
|------------------|----------------------|
| Float | s. Float table above |
| Indicating scale | BG10.AVGX |
| Sealing | 0650077005PS |
| Fixing springs | 3813000772 |
| Align magnet | BG10XXXXMAKU |

There may be any other customer specified connections, materials and special floats.

PHÖNIX

Messtechnik GmbH
Salzschlierfer Straße 13
D-60386 Frankfurt/M.
Tel. +49/69/41 67 42 -20
Fax +49/69/41 67 42 -29
sales@phoenix-mt.com
www.phoenix-mt.com

PHÖNIX