

Magnetic level gauge NA7-45

Process connection top and bottom

Application and function

The magnetic level gauge is an indirect level gauge. The boiler level is transmitted analogously 1:1 to the indicating ledge via the float. The product corresponds to the PED directive 97/23/EEC and has the CE mark no. 0035 of the notified body. Applied rules as per TRD/AD2000 or ASME Boilers.

Technical basic equipment

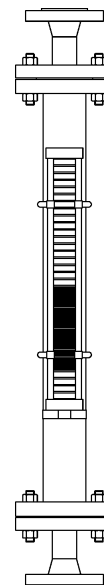
- Standpipe stainless steel
- Process connection carbon steel
- Indicating ledge AL_-G (D-06-D-16311-0)

Available (optional) versions

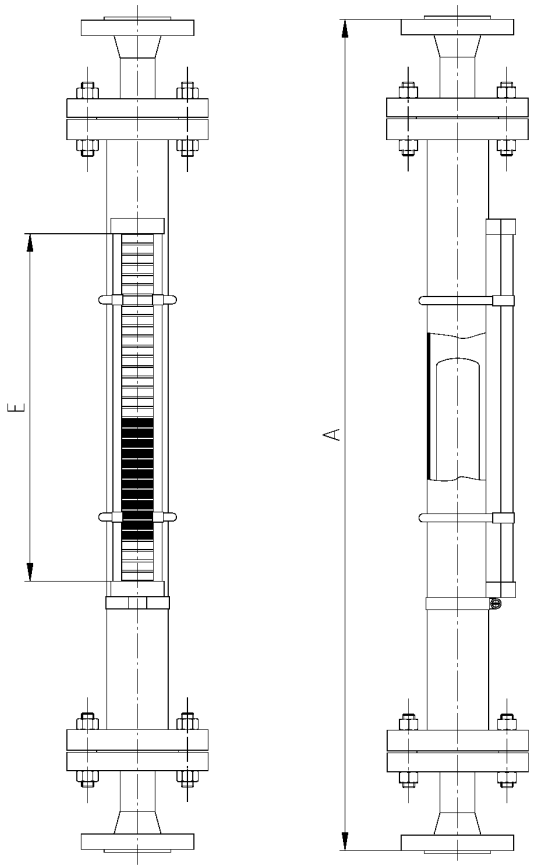
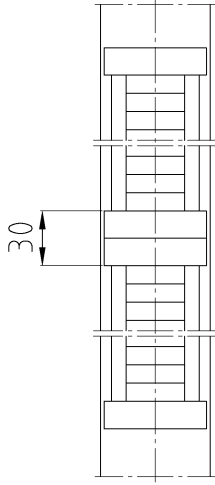
- Medium wetted parts complete stainless steel
- Magnetic switch type M510-1-60 (D-06-D-16312-0) for signaling
- Primary element type MRK (D-06-D-16313-0) with integrated R/I-converter, output 4-20 mA
- Light band indicator for remote level indication

Technical data

Allowable pressure	PS	[bar]	20	32	50	80
Allowable temperature	TS	[° C]	214	239	265	296



- The indication ledge can be arranged in any position outside the areas of the connection studs.
- To indicate a range > 2,6 m it is necessary to use 2 ore more superposed indicating ledges.
- For level gauges longer than 6 m, the unit will be delivered in divided version with intermediate flange.

NA7-45 with process connection top and bottom	Measuring range > 2,6 m
	
	<p data-bbox="1037 1220 1300 1254">Measuring range > 6 m</p> 